

Porterville College

Profile of Entering High School Students Fall 2003

Entering HS Students by High School

Bakersfield Adult	1	0.21%
Bakersfield High	3	0.62%
Centennial High	1	0.21%
Citrus High	6	1.24%
Delano High	6	1.24%
East Bakersfield High	2	0.41%
Exeter High	2	0.41%
Foothill High	1	0.21%
Foreign High School	4	0.83%
Granite Hills High	80	16.60%
Highland High	1	0.21%
Liberty High	3	0.62%
Lindsay Senior High	33	6.85%
Mcfarland High	3	0.62%
Monache High	122	25.31%
North High	6	1.24%
Porterville Adult	18	3.73%
Porterville High	100	20.75%
Ridgeview High	2	0.41%
Stockdale High	3	0.62%
Strathmore High	14	2.90%
Tehachapi High	4	0.83%
Tulare High	10	2.07%
Tulare Western High	3	0.62%
Vista High (Cont.)	1	0.21%
West High	2	0.41%
Other HS	51	10.58%
TOTAL	482	100.00%

Ethnicity

American Indian/Alaskan Nati	5	1.04%
Asian Indian	1	0.21%
Black Non-Hispanic	8	1.66%
Central American	1	0.21%
Declined to State	10	2.07%
Filipino	11	2.28%
Japanese	1	0.21%
Korean	1	0.21%
Laotian	6	1.24%
Mexican	251	52.07%
Other Asian	9	1.87%
Other Hispanic	16	3.32%
Somoan	1	0.21%
White Non-Hispanic	161	33.40%
TOTAL	482	100.00%

Gender

Female	280	58.09%
Male	202	41.91%
TOTAL	482	100.00%

Student Goal

Associate degree w/o transfer	9	1.87%
BA after completing AA	255	52.90%
BA w/o completing AA	22	4.56%
Discover career interests	15	3.11%
Earn vocational certificate	9	1.87%
Educational development	1	0.21%
GED preparation	3	0.62%
Improve basic skills	4	0.83%
Maintain certificate/license	7	1.45%
Prepare for new career	20	4.15%
Undecided	127	26.35%
Vocational degree w/o transfer	10	2.07%
TOTAL	482	100.00%

Basic Skills Enrollement

(Enrollement in at least one basic skills class)

Yes	266	55.19%
No	216	44.81%
TOTAL	482	100.00%

Profile of Entering High School Students Fall 2003

Declared Major

Administration of Justice	10	2.07%			
Agriculture Tech & Science	9	1.87%			
Art	4	0.83%			
Automotive Technology	7	1.45%	18 or More	7	1.45%
Building Maintenance	1	0.21%	15 - 17.5	54	11.20%
Building Trades	1	0.21%	12 - 14.5	159	32.99%
Business	21	4.36%	9 - 11.5	86	17.84%
Business Administration	16	3.32%	6 - 8.5	45	9.34%
Child Development	10	2.07%	Less than 6	39	8.09%
Computer Graphics/MultiMedia	8	1.66%	Withdrawn	92	19.09%
Computer Science	1	0.21%	TOTAL	482	100.00%
Correctional Science	14	2.90%			
Drafting	5	1.04%			
Educational Aide	1	0.21%			
Engineering, General	1	0.21%			
English	6	1.24%			
Fire Technology	5	1.04%			
Graphic Arts	3	0.62%	Level 1 - English P110	38	7.88%
Human Services	2	0.41%	Level 2 - English P052 or P062	104	21.58%
Human Services Certificate	1	0.21%	Level 3 - English P072	153	31.74%
Human Services/Geriatrics	1	0.21%	Level 4 - English P081	129	26.76%
Human Svcs/Develop Disabilities	4	0.83%	Did not test	58	12.03%
Information Systems	7	1.45%	TOTAL	482	100.00%
Journalism	1	0.21%			
Liberal Studies	1	0.21%			
Liberal Studies/Liberal Arts	51	10.58%			
LVN to Associate Degree Nurse	1	0.21%			
Natural & Physical Science	3	0.62%			
Nursing, LVN	46	9.54%	Level 1 - English P101A	34	7.05%
Office Technology	1	0.21%	Level 2 - English P050	96	19.92%
Philosophy	1	0.21%	Level 3 - English P071	167	34.65%
Photography	1	0.21%	Level 4 - English P083	128	26.56%
Physical Education	1	0.21%	Did not test	57	11.83%
Political Science	1	0.21%	TOTAL	482	100.00%
Political Sci-Internl Relation	1	0.21%			
Preschool Teacher Certificate	4	0.83%			
Psychiatric Technology	9	1.87%			
Psychology	1	0.21%			
Radiological Technology	1	0.21%	Level 2 - Math P065 or Above	109	22.61%
Real Estate	2	0.41%	Level 3 - Math P075 and P075L	298	61.83%
Registered Nursing	1	0.21%	Did not test	75	15.56%
Regular Chldrn Ctr Instruction	1	0.21%	TOTAL	482	100.00%
Social Science	18	3.73%			
Undeclared	198	41.08%			
TOTAL	482	100.00%			

Unit Load

Reading Placement

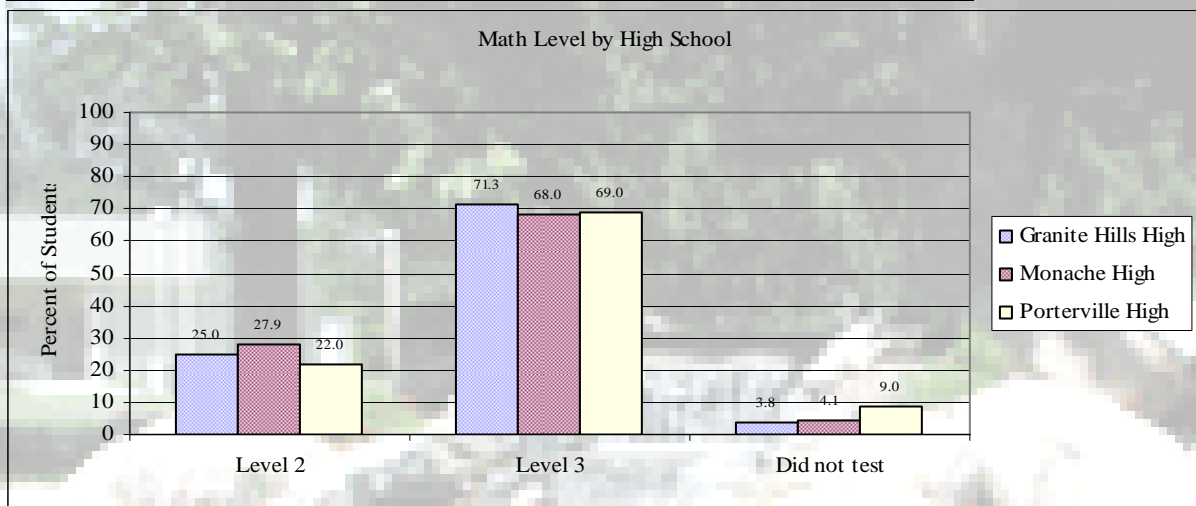
Writing Placement

Math Placement

Porterville College

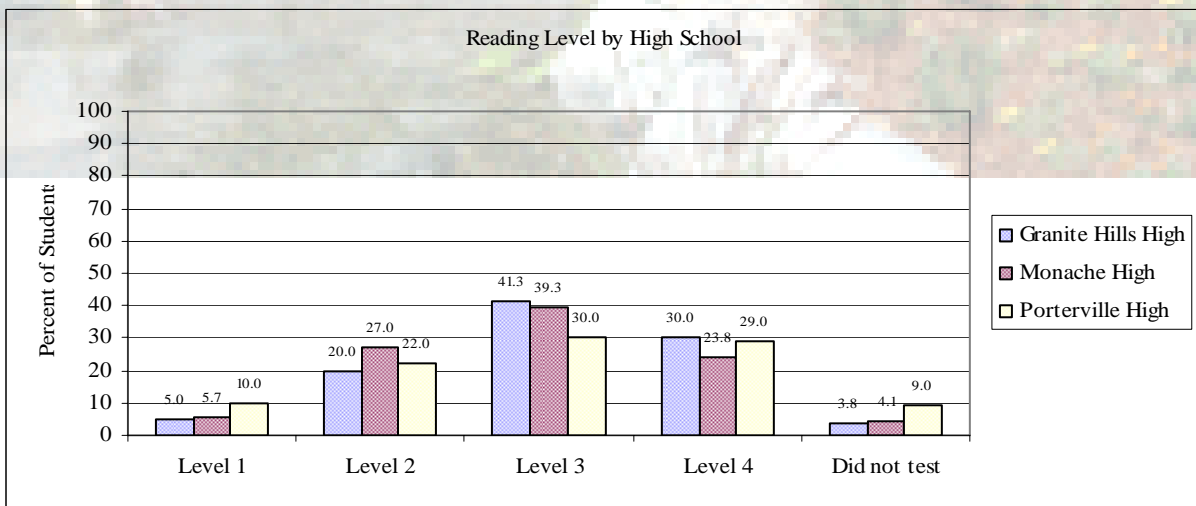
Math level by high school

High School	Level 2	Level 3	Did not test	Total
Granite Hills High	25.0	71.3	3.8	80
Monache High	27.9	68.0	4.1	122
Porterville High	22.0	69.0	9.0	100



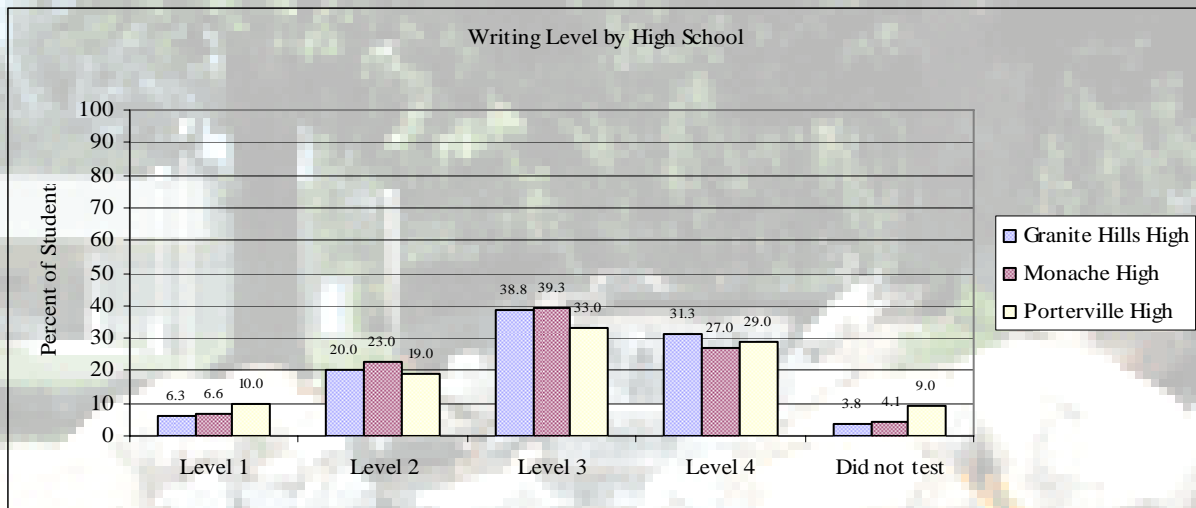
Reading level by high school

High School	Level 1	Level 2	Level 3	Level 4	Did not test	Total
Granite Hills High	5.0	20.0	41.3	30.0	3.8	80
Monache High	5.7	27.0	39.3	23.8	4.1	122
Porterville High	10.0	22.0	30.0	29.0	9.0	100



Writing level by high school

High School	Level 1	Level 2	Level 3	Level 4	Did not test	Total
Granite Hills High	6.3	20.0	38.8	31.3	3.8	80
Monache High	6.6	23.0	39.3	27.0	4.1	122
Porterville High	10.0	19.0	33.0	29.0	9.0	100



Average score by high school

High_school_name	Writing	Reading	Numerical
Granite Hills High	38.21	37.48	37.94
Monache High	38.78	38.37	38.46
Porterville High	38.85	38.00	37.76

