



Porterville College/California State University at Bakersfield
Baccalaureate Partnership Survey
Fall 2007
Report on Survey Results

Introduction and Methods

In the spring of 2006, Porterville College was awarded a grant by the California Community Colleges Chancellor's Office to support research into the creation of a Baccalaureate Partnership program between Porterville College and California State University at Bakersfield. The grant had the support of both colleges, the city of Porterville, the Chamber of Commerce, local politicians, and other organizations. The two colleges began working together to create a project to bring a 4-year degree program to the Porterville College campus. The hope is to implement this program in the fall of 2008.

The program under consideration would allow for students to achieve a Bachelor's degree in Porterville. The program would be in Child Adolescent and Family Studies (CAFS). Students could take the first two years of the program through Porterville College and the remaining two years through CSUB at the Porterville College campus. Students with a CAFS degree could go on to work in child development fields or, with a credential, as K-6 school teachers.

In the fall of 2007, the Porterville College Office of Research and Grants, working with the planning team for the Baccalaureate Partnership program, conducted a survey of potential students of the program. The survey had two purposes: First, we wanted to gauge the level of support for the program. Secondly, we wished to gather information that would be helpful in program planning, including the type of degree students are most interested in, days, times, and formats that are best for offering classes, and potential barriers to student success.

The survey was not a random sample. Because of this, no inferences should be made from the survey results regarding the Porterville College student population or the community of Porterville. Rather than seeking a random sample, the college chose to specifically target those who might be interested in the kind of program under consideration. The survey was posted to the college's internet site on Monday, September 11, 2007. An email notice was sent to current Porterville College students majoring in the following areas: child development, social science, Central Valley Higher Education Consortium (CVHEC) transfer, general studies, liberal studies/liberal arts, and undeclared. This totaled 1,166 students. Additionally, a notice about the survey was sent via mail to students with those majors who did not have email addresses. A link to the survey was posted on the college's main web page and advertisements were purchased in the local media promoting the program and asking potential students to fill out the survey.

The survey instrument is reprinted as Appendix B beginning on page 10.

Survey Results

Interest in the Program

Simple frequency distributions of survey responses are provided as Appendix A beginning on page 5. A total of 480 people responded to the survey, demonstrating a level of interest in the program that far exceeded the expectations of staff. The first three questions were designed to gauge this interest in more detail. The first question whether the student would be interested in the program. After reading a brief description of the program, 381 respondents (or 81.1% of the valid responses) stated that they were definitely interested in such a program, with another 40 respondents (8.5%) stating that they were probably interested. Another 30 respondents needed more information before deciding. In total, only about 4 percent of respondents stated that they were probably or definitely not interested in the program as described.

Responses to the next two questions provide further support for the program. Approximately two-thirds of respondents (65.5%) were planning to attend a 4-year college. Another 18.8% answered that they didn't know their 4-year college plans. When asked if the classes being offered in Porterville would make them more likely to complete their 4-year college degree, 95.5% of respondents stated that it would.

The final question on the survey asked that those who would like more information on the program provide their contact information so that the college could send them updates. Of the 480 respondents to the survey, 307 provided contact information. (These responses have been provided to project staff, but because they contain personal information, they will not be included in this report).

Program Planning and Barriers to Success

As the program had two potential tracks, we asked students which they were interested in. Of the 469 valid responses, 94 (20.0%) expressed interest in the child development track and 277 (59.1%) were interested in becoming K-6 school teachers. The remaining 98 respondents (20.9%) were unsure. Chart 1 shows this information in graphic form.

Questions 5a-f asked how likely students would be to take classes in a variety of settings, including specific days and times, during the summer and over the internet. The results are provided in Chart 2. As can be seen here, more than two-thirds of respondents were likely or very likely to take classes in any one of the settings suggested. Nearly 85% were interested in summer classes.

Chart 1: Interest Expressed in Each Program Track

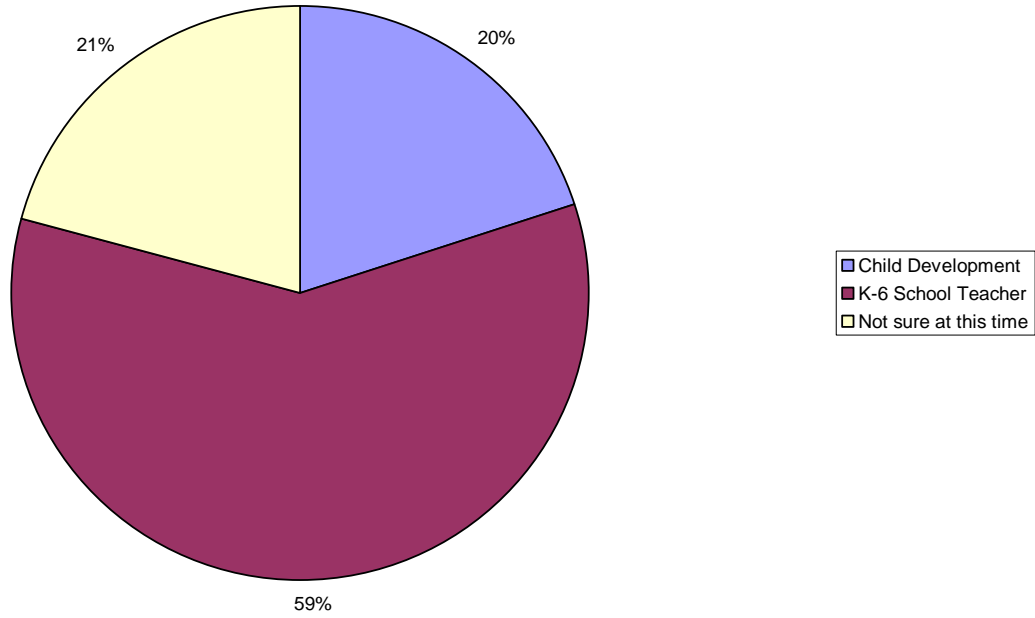
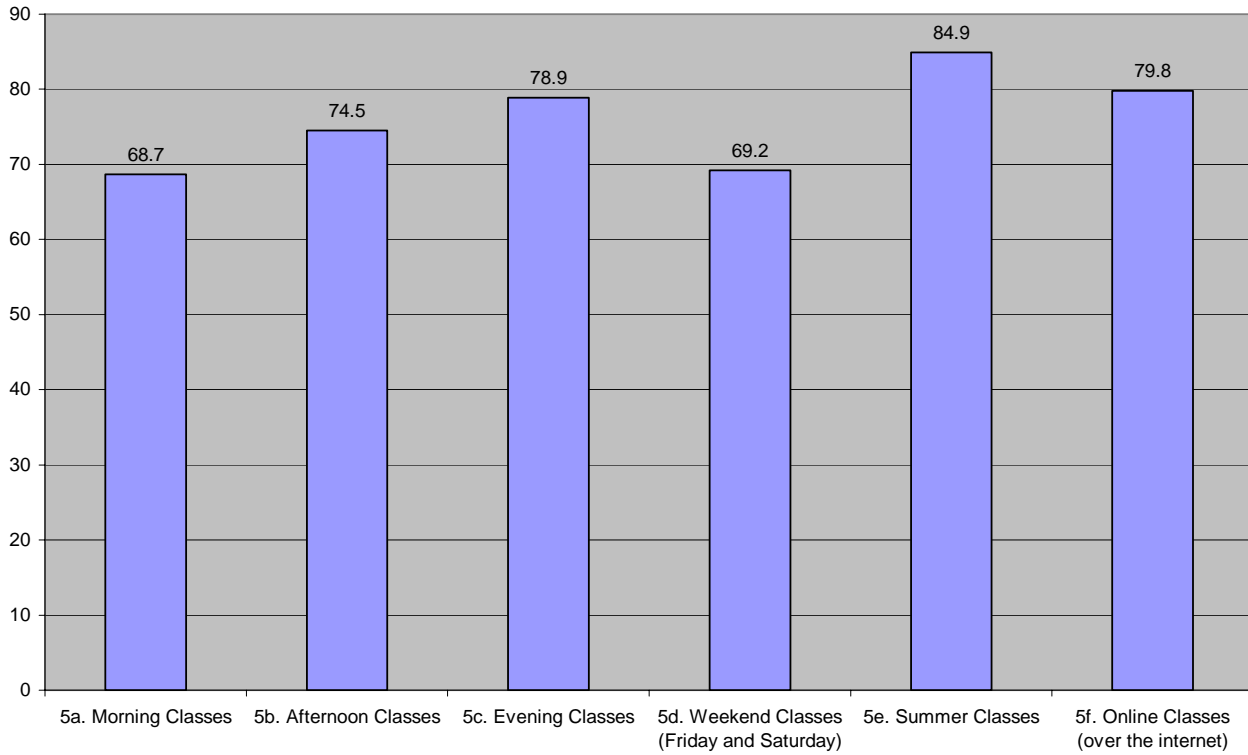
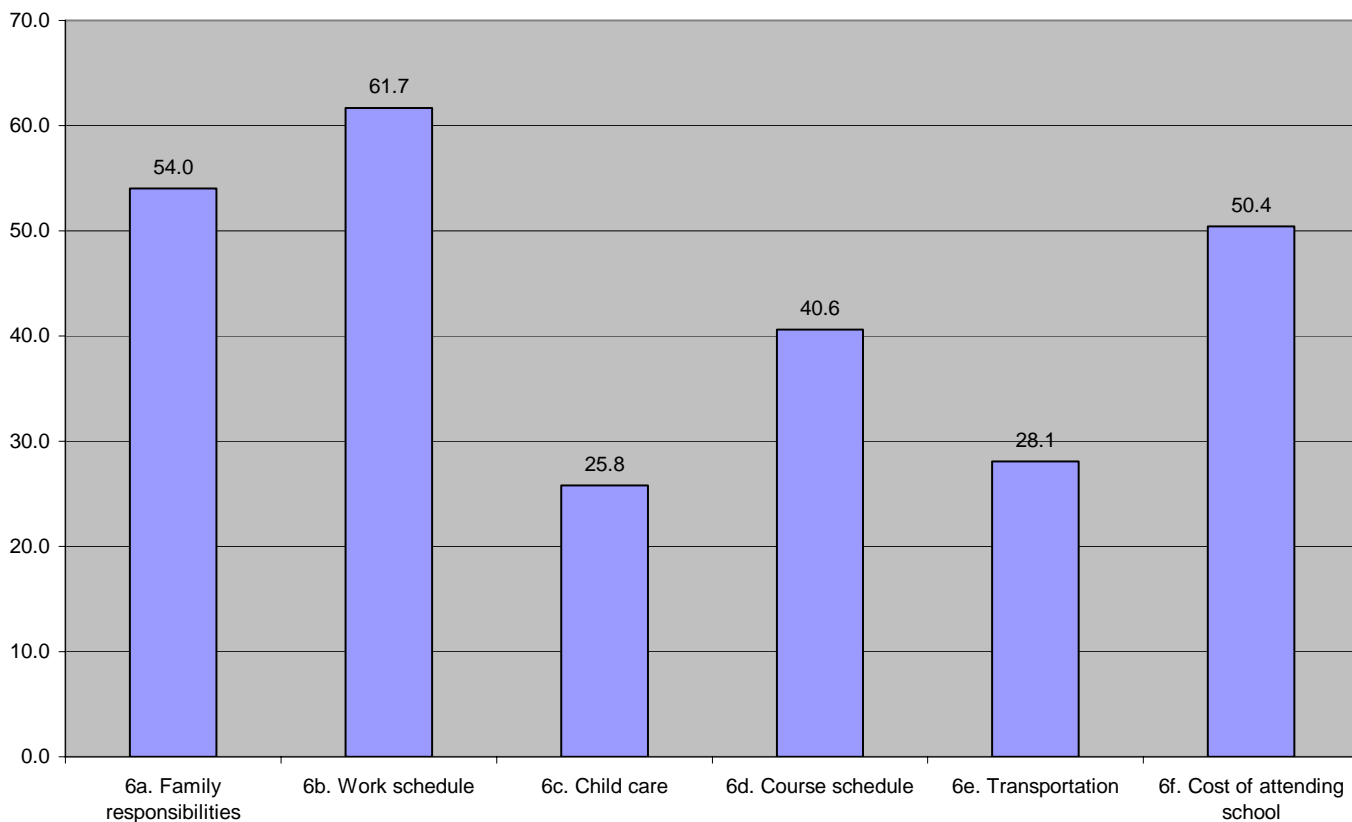


Chart 2: Percent of Students Likely or Very Likely to take classes in various settings



Lastly, we asked students about the kinds of things that they have encountered that limit their ability to take the classes they need and to be successful in achieving their long-term goals. Chart 3 shows the percentage of students who had encountered each kind of success barrier. Three of the six obstacles were encountered by more than half of the responding students. These were family responsibilities, work schedule, and the cost of attending school. The course schedule was an obstacle for two out of five respondents and more than a quarter encountered obstacles related to child care and transportation. The program the two colleges is proposing will address each of these obstacles, some directly (such as transportation) and some indirectly, by reducing the commute time or geographic move required for students wishing to obtain a 4-year degree.

Chart 3: Percent of Students Citing Specific Obstacles to Success



Appendix A: Frequency Distribution of Survey Responses

1. Would you be interested in the degree program described above?

| | | Frequency | Percent | Valid Percent | Cumulative Percent |
|---------|---------------------------------------|-----------|---------|---------------|--------------------|
| Valid | Yes, Definitely | 381 | 79.4 | 81.1 | 81.1 |
| | Probably Yes | 40 | 8.3 | 8.5 | 89.6 |
| | Possibly, need more information | 30 | 6.3 | 6.4 | 96.0 |
| | Probably not | 15 | 3.1 | 3.2 | 99.1 |
| | Definitely not | 4 | .8 | .9 | 100.0 |
| | Total | 470 | 97.9 | 100.0 | |
| Missing | 0 | 10 | 2.1 | | |
| Total | | 480 | 100.0 | | |

2. Are you currently planning to attend a 4-year college?

| | | Frequency | Percent | Valid Percent | Cumulative Percent |
|---------|---------------|-----------|---------|---------------|--------------------|
| Valid | Yes | 316 | 65.8 | 67.5 | 67.5 |
| | No | 64 | 13.3 | 13.7 | 81.2 |
| | Don't Know | 88 | 18.3 | 18.8 | 100.0 |
| | Total | 468 | 97.5 | 100.0 | |
| Missing | 0 | 12 | 2.5 | | |
| Total | | 480 | 100.0 | | |

3. If you could take your classes in Porterville, would that make you more likely to complete a 4-year college degree?

| | | Frequency | Percent | Valid Percent | Cumulative Percent |
|---------|---------------|-----------|---------|---------------|--------------------|
| Valid | Yes | 443 | 92.3 | 95.5 | 95.5 |
| | No | 11 | 2.3 | 2.4 | 97.8 |
| | Don't Know | 10 | 2.1 | 2.2 | 100.0 |
| | Total | 464 | 96.7 | 100.0 | |
| Missing | 0 | 16 | 3.3 | | |
| Total | | 480 | 100.0 | | |

4. If you were to enroll in this program, would you be interested in child development or as a K-6 school teacher?

| | | Frequency | Percent | Valid Percent | Cumulative Percent |
|---------|-----------------------|-----------|---------|---------------|--------------------|
| Valid | Child Development | 94 | 19.6 | 20.0 | 20.0 |
| | K-6 School Teacher | 277 | 57.7 | 59.1 | 79.1 |
| | Not sure at this time | 98 | 20.4 | 20.9 | 100.0 |
| | Total | 469 | 97.7 | 100.0 | |
| Missing | 0 | 11 | 2.3 | | |
| Total | | 480 | 100.0 | | |

5a. Morning Classes

| | | Frequency | Percent | Valid Percent | Cumulative Percent |
|---------|---------------|-----------|---------|---------------|--------------------|
| Valid | Very Unlikely | 72 | 15.0 | 17.6 | 17.6 |
| | Unlikely | 56 | 11.7 | 13.7 | 31.3 |
| | Likely | 72 | 15.0 | 17.6 | 48.9 |
| | Very Likely | 209 | 43.5 | 51.1 | 100.0 |
| | Total | 409 | 85.2 | 100.0 | |
| Missing | 0 | 71 | 14.8 | | |
| Total | | 480 | 100.0 | | |

5b. Afternoon Classes

| | | Frequency | Percent | Valid Percent | Cumulative Percent |
|---------|---------------|-----------|---------|---------------|--------------------|
| Valid | Very Unlikely | 57 | 11.9 | 14.1 | 14.1 |
| | Unlikely | 46 | 9.6 | 11.4 | 25.6 |
| | Likely | 114 | 23.8 | 28.3 | 53.8 |
| | Very Likely | 186 | 38.8 | 46.2 | 100.0 |
| | Total | 403 | 84.0 | 100.0 | |
| Missing | 0 | 77 | 16.0 | | |
| Total | | 480 | 100.0 | | |

5c. Evening Classes

| | | Frequency | Percent | Valid Percent | Cumulative Percent |
|---------|---------------|-----------|---------|---------------|--------------------|
| Valid | Very Unlikely | 37 | 7.7 | 8.4 | 8.4 |
| | Unlikely | 56 | 11.7 | 12.7 | 21.1 |
| | Likely | 94 | 19.6 | 21.3 | 42.4 |
| | Very Likely | 254 | 52.9 | 57.6 | 100.0 |
| | Total | 441 | 91.9 | 100.0 | |
| Missing | 0 | 39 | 8.1 | | |
| Total | | 480 | 100.0 | | |

5d. Weekend Classes (Friday and Saturday)

| | | Frequency | Percent | Valid Percent | Cumulative Percent |
|---------|---------------|-----------|---------|---------------|--------------------|
| Valid | Very Unlikely | 67 | 14.0 | 15.8 | 15.8 |
| | Unlikely | 64 | 13.3 | 15.1 | 30.8 |
| | Likely | 96 | 20.0 | 22.6 | 53.4 |
| | Very Likely | 198 | 41.3 | 46.6 | 100.0 |
| | Total | 425 | 88.5 | 100.0 | |
| Missing | 0 | 55 | 11.5 | | |
| Total | | 480 | 100.0 | | |

5e. Summer Classes

| | | Frequency | Percent | Valid Percent | Cumulative Percent |
|---------|---------------|-----------|---------|---------------|--------------------|
| Valid | Very Unlikely | 35 | 7.3 | 8.1 | 8.1 |
| | Unlikely | 30 | 6.3 | 7.0 | 15.1 |
| | Likely | 129 | 26.9 | 30.0 | 45.1 |
| | Very Likely | 236 | 49.2 | 54.9 | 100.0 |
| | Total | 430 | 89.6 | 100.0 | |
| Missing | 0 | 50 | 10.4 | | |
| Total | | 480 | 100.0 | | |

5f. Online Classes (over the internet)

| | | Frequency | Percent | Valid Percent | Cumulative Percent |
|---------|---------------|-----------|---------|---------------|--------------------|
| Valid | Very Unlikely | 40 | 8.3 | 9.4 | 9.4 |
| | Unlikely | 46 | 9.6 | 10.8 | 20.2 |
| | Likely | 82 | 17.1 | 19.2 | 39.4 |
| | Very Likely | 258 | 53.8 | 60.6 | 100.0 |
| | Total | 426 | 88.8 | 100.0 | |
| Missing | 0 | 54 | 11.3 | | |
| Total | | 480 | 100.0 | | |

6a. Obstacles to Success: Family Responsibilities

| | | Frequency | Percent | Valid Percent | Cumulative Percent |
|---------|---------|-----------|---------|---------------|--------------------|
| Valid | Checked | 259 | 54.0 | 100.0 | 100.0 |
| Missing | 0 | 221 | 46.0 | | |
| Total | | 480 | 100.0 | | |

6b. Obstacles to Success: Work Schedule

| | | Frequency | Percent | Valid Percent | Cumulative Percent |
|---------|---------|-----------|---------|---------------|--------------------|
| Valid | Checked | 296 | 61.7 | 100.0 | 100.0 |
| Missing | 0 | 184 | 38.3 | | |
| Total | | 480 | 100.0 | | |

6c. Obstacles to Success: Child Care

| | | Frequency | Percent | Valid Percent | Cumulative Percent |
|---------|---------|-----------|---------|---------------|--------------------|
| Valid | Checked | 124 | 25.8 | 100.0 | 100.0 |
| Missing | 0 | 356 | 74.2 | | |
| Total | | 480 | 100.0 | | |

6d. Obstacles to Success: Course Schedule

| | | Frequency | Percent | Valid Percent | Cumulative Percent |
|---------|---------|-----------|---------|---------------|--------------------|
| Valid | Checked | 195 | 40.6 | 100.0 | 100.0 |
| Missing | 0 | 285 | 59.4 | | |
| Total | | 480 | 100.0 | | |

6e. Obstacles to Success: Transportation

| | | Frequency | Percent | Valid Percent | Cumulative Percent |
|---------|---------|-----------|---------|---------------|--------------------|
| Valid | Checked | 135 | 28.1 | 100.0 | 100.0 |
| Missing | 0 | 345 | 71.9 | | |
| Total | | 480 | 100.0 | | |

6f. Obstacles to Success: Cost of Attending School

| | | Frequency | Percent | Valid Percent | Cumulative Percent |
|---------|---------|-----------|---------|---------------|--------------------|
| Valid | Checked | 242 | 50.4 | 100.0 | 100.0 |
| Missing | 0 | 238 | 49.6 | | |
| Total | | 480 | 100.0 | | |

Appendix B: Survey Instrument



Porterville College and California State University at Bakersfield (CSUB) are working together on a project to bring a 4-year degree program to the Porterville College campus. Our hope is to implement this program in the fall of 2008. We're asking for your input. Please answer this brief survey to help us create this new program.

The program we are looking at would allow for students to achieve a Bachelor's degree in Porterville. The program would be in Child Adolescent and Family Studies (CAFS). Students could take the first two years of the program through Porterville College and the remaining two years through CSUB at the Porterville College campus. Students with a CAFS degree could go on to work in child development fields or, with a credential, as K-6 school teachers. Your responses to the following questions will help us plan the program.

1. Would you be interested in the degree program described above?

- Yes, definitely
- Probably yes
- Possibly, need more information
- Probably not
- Definitely not

Yes No Don't Know

2. Are you currently planning to attend a 4-year college?

3. If you could take your classes in Porterville, would that make you more likely to complete a 4-year college degree?

4. If you were to enroll in this program, would you be interested in child development or as a K-6 school teacher?

- Child Development
- K-6 school teacher
- Not sure at this time

5. Please tell us how likely you would be to take classes in the following settings:

| | Very Likely | Likely | Unlikely | Very Unlikely |
|--|--------------------------|--------------------------|--------------------------|--------------------------|
| a. Morning Classes | <input type="checkbox"/> | <input type="checkbox"/> | <input type="checkbox"/> | <input type="checkbox"/> |
| b. Afternoon Classes | <input type="checkbox"/> | <input type="checkbox"/> | <input type="checkbox"/> | <input type="checkbox"/> |
| c. Evening Classes | <input type="checkbox"/> | <input type="checkbox"/> | <input type="checkbox"/> | <input type="checkbox"/> |
| d. Weekend Classes (Friday and Saturday) | <input type="checkbox"/> | <input type="checkbox"/> | <input type="checkbox"/> | <input type="checkbox"/> |
| e. Summer Classes | <input type="checkbox"/> | <input type="checkbox"/> | <input type="checkbox"/> | <input type="checkbox"/> |
| f. Online Classes (over the internet) | <input type="checkbox"/> | <input type="checkbox"/> | <input type="checkbox"/> | <input type="checkbox"/> |

6. Which, if any, of the following things have you encountered that limit your ability to take the classes you need and be successful in achieving your long-term goals (select all that apply)?

- a. Family responsibilities
- b. Work schedule
- c. Child care
- d. Course schedule
- e. Transportation
- f. Cost of attending school

7. If you would like to receive periodic updates or additional information about the CSUB Baccalaureate program at Porterville College please provide your contact information (name, address, phone number, email) here. Your information will NOT be used for other purposes or given to anyone else.